 Department of Microbiology Quality Manual	Policy # MI_MKP	Page 1 of 13
	Version: 1.9 CURRENT	
Section: Bacteriology Procedures	Subject Title: Monkeypox Procedure	
Prepared by QA Committee		
Issued by: Laboratory Manager	Revision Date:7/5/2022	
Approved by Laboratory Director: Microbiologist-in-Chief	Next Review Date:7/5/2024	

Uncontrolled When Printed



Contents

Introduction	2
Specimen Collection and Storage	2
Tests Performed in SHS/UHN Department of Microbiology	3
Reagents/Materials/Media	3
Specimen Processing	3
Specimen Transportation for Monkeypox Virus Detection	5
Phrases for deferring non-monkeypox tests	6
Resulting from PHOL Report	7
Result Communication	10
Troubleshooting	10
Reference	11

UNIVERSITY HEALTH NETWORK/MOUNT SINAI HOSPITAL, DEPARTMENT OF MICROBIOLOGY

*NOTE: This document is **Uncontrolled When Printed**.
Any documents appearing in paper form that do not state "CONTROLLED COPY" in red print are not controlled and should be checked
against the document (titled as above) on the server prior to use.*

Management System\UHN_Mount Sinai Hospital Microbiology\Standard Operating Procedures\Bacteriology Procedures\

  Department of Microbiology	Policy # MI_SM_MKP	Page 2 of 13
	Version: 1.9 CURRENT	
Quality Manual	Subject Title: Monkeypox Procedure	
Section: Bacteriology Procedures		

Introduction

This procedure provides general guidance on how to handle specimens from patients with suspect or confirmed monkeypox.

Specimen Collection and Storage

- Recommended specimens varying on the patient's presenting signs/symptoms.
 - Throat swab/NP swab** and **serum** may be requested at the prodromal stage along with **lesion fluid/crust/scab**, **lesion swab** at the skin rash stage – all for **Monkeypox Virus Detection**.
- Please refer the list below for the acceptable specimen types:



Specimen Type	Minimum Volume	Comment
Serum	≥0.5mL	<ul style="list-style-type: none"> Red top Serum separator tube (SST) Centrifugation of serum tubes is not needed and should be avoided
Lesion fluid, crust material or scab	Not Applicable	<ul style="list-style-type: none"> Sterile 1.5-5.0mL tube/container with or without transport media
Swab of lesion	Not Applicable	
Nasopharyngeal and/or oropharyngeal swab	Not Applicable	
Cerebrospinal fluid (CSF) (if encephalitic)	≥0.5mL	
Urine (if severely ill)	50mL	
Tissues	Not Applicable	
Formalin-fixed, or paraffin embedded tissues	Entire blocks, or four to six 10 micron block sections	Sterile container (clearly label if formalin fixed)

- All specimens will be cleaned and placed in specimen transport bags then deliver to the lab
 - NOTE:** the pneumatic tube may be used, however skin samples are expected to arrive in Zip N' Fold bags.

UNIVERSITY HEALTH NETWORK/MOUNT SINAI HOSPITAL, DEPARTMENT OF MICROBIOLOGY

*NOTE: This document is **Uncontrolled When Printed**.
Any documents appearing in paper form that do not state "CONTROLLED COPY" in red print are not controlled and should be checked against the document (titled as above) on the server prior to use.*

Management System\UHN_Mount Sinai Hospital Microbiology\Standard Operating Procedures\Bacteriology Procedures\

  Department of Microbiology	Policy # MI_SM_MKP	Page 3 of 13
	Version: 1.9 CURRENT	
Quality Manual	Subject Title: Monkeypox Procedure	
Section: Bacteriology Procedures		

Tests Performed in SHS/UHN Department of Microbiology

The tests listed below are performed in SHS/UHN Department of Microbiology with the initial specimen processing to be completed following **safety precautions** as stated in specimen processing procedure below.

- a. Routine bacteriology
- b. Routine mycology
- c. HSV/VZV on **Aries**
- d. COVID-19 on **Aries/GeneXpert**
- e. Influenza/RSV on **Aries/GeneXpert**
- f. *C. difficile* toxin B detection on **Aries/GeneXpert**
- g. Serology testing on **Alinity**
- h. Virology testing on **cobas6800**
- i. PCR testing on **easyMag-Biorad** platform

Note: Other tests that impact patient care may be considered upon consultation with the microbiologist-on-call

Reagents/Materials/Media

1. Accel PREvention Wipes
2. Necessary suppliers for the tests performed in-house
3. Personal protective equipment:
 - Fit-tested N95 (choose fit tested model and size)
 - Disposable face shield
 - Disposable water resistant gown
 - disposable nitrile gloves



Specimen Processing

1. Specimens should be received as soon as they arrive in the laboratory.
NOTE: centrifugation of serum tubes is not needed and should be avoided.
2. **Don PPE** while handling specimens
3. Disinfect the bag and specimens with AccelPREvention Wipes

UNIVERSITY HEALTH NETWORK/MOUNT SINAI HOSPITAL, DEPARTMENT OF MICROBIOLOGY

*NOTE: This document is **Uncontrolled When Printed.***
 Any documents appearing in paper form that do not state "CONTROLLED COPY" in red print are not controlled and should be checked against the document (titled as above) on the server prior to use.



Management System\UHN_Mount Sinai Hospital Microbiology\Standard Operating Procedures\Bacteriology Procedures\

  Department of Microbiology Quality Manual	Policy # MI_SM_MKP	Page 4 of 13
	Version: 1.9 CURRENT	
Section: Bacteriology Procedures	Subject Title: Monkeypox Procedure	

NOTE: Page microbiologist-on-call through locating for any discrepancies between samples and requisition

4. Receive all orders in the LIS system and add in the RG3 alert “MPX-1”.
5. print the LIS labels including the media labels for the tests that will be performed in-house
6. Label all specimens with correct LIS label
7. Set up all in-house tests in BSC according to the appropriate protocol for the indicated test
8. Disinfect the BSC using Accel PREvention Wipes
9. Proceed with in-house tests as per usual protocols in the BSC
10. Discard all wastes from the samples under monkeypox investigation in biohazard bin prior to sending out for incineration.
11. Use the following test codes for monkeypox virus detection:
 - **MOPXX – Monkeypox Virus Detection (Other)**
 - **MOPXB – Monkeypox Virus Detection (Blood)**
12. Order **Virology Refer Out** using keypad for the 1st additional send-out PCR test (e.g. Enterovirus)
13. Order **Virology PCR** using keypad for the 2nd additional send-out PCR test
14. Place LIS sticker in the template below when sending out samples for Monkeypox
15. Keep the log sheet in the binder on the Virology Accessioning Bench

Monkeypox sendout			
LIS#	Date sent out	Date resulted	Tech Initial

  Department of Microbiology Quality Manual	Policy # MI_SM_MKP	Page 5 of 13
	Version: 1.9 CURRENT	
Section: Bacteriology Procedures	Subject Title: Monkeypox Procedure	

Specimen Transportation for Monkeypox Virus Detection



I. Shipping Condition

Sample Type	Shipping Condition (Time between collection and shipping)	
	Within 72 hours (≤ 72 hrs)	More than 72 hours (> 72 hrs)
Lesion fluid, crust material or scab	2-8°C (Ice Pack)	$\leq -70^\circ\text{C}$ (Dry Ice)
Swab of lesion	2-8°C (Ice Pack)	$\leq -70^\circ\text{C}$ (Dry Ice)
Nasopharyngeal and/or throat swab	2-8°C (Ice Pack)	$\leq -70^\circ\text{C}$ (Dry Ice)
Serum	2-8°C (Ice Pack)	$\leq -70^\circ\text{C}$ (Dry Ice)
Cerebrospinal fluid (CSF)	2-8°C (Ice Pack)	$\leq -70^\circ\text{C}$ (Dry Ice)
Urine	2-8°C (Ice Pack)	$\leq -70^\circ\text{C}$ (Dry Ice)
Tissues	2-8°C (Ice Pack)	$\leq -70^\circ\text{C}$ (Dry Ice)
Formalin-fixed, or paraffin embedded tissues	Room Temperature	

II. Shipping Documents/Transportation Preparation

1. Print PHOL requisition using **MIC10** format from LIS
 The following information must be provided on PHOL requisition
 - 1.1. Patient identifiers
 - 1.2. Number of specimens being sent
 - 1.3. Indicate Monkeypox Virus Detection as the requested test
 - 1.4. Include clinical information from order entry. (Symptoms and onset, Risk factors/exposures, travel history, VZV vaccination history etc)
2. Package monkeypox test samples in a separate CAT B UN3373 compliant shipping box, labelled with pink TU0886 sticker.
3. Arrange for transportation to PHOL using Category B shipment protocols (as directed by Temporary Certificate TU0886).
 - 2.2. Ship specimens at 6am each weekday to PHOL
 - 2.3. When ready to ship, contact KJV for transportation
4. Email ICP of submitting hospital that the specimen was received and has been sent to PHOL for Monkeypox Virus Detection with the associated specimen LIS number.
 UNIVERSITY HEALTH NETWORK/MOUNT SINAI HOSPITAL, DEPARTMENT OF MICROBIOLOGY

*NOTE: This document is **Uncontrolled When Printed**.
 Any documents appearing in paper form that do not state "CONTROLLED COPY" in red print are not controlled and should be checked against the document (titled as above) on the server prior to use.*

  Department of Microbiology	Policy # MI_SM_MKP	Page 6 of 13
	Version: 1.9 CURRENT	
Quality Manual	Subject Title: Monkeypox Procedure	
Section: Bacteriology Procedures		

Phrases for deferring non-monkeypox tests

For tests that can be deferred:

“This test has been deferred for biosafety reasons until monkeypox is ruled out. Please contact the microbiologist-on-call with any questions.”

For tests that can't be deferred and need to be cancelled:

“This test was CANCELLED for biosafety reasons given that monkeypox is being rule out. Please contact the microbiologist-on-call with any questions.”

For tests that are cancelled after positive monkeypox results:

“This test was CANCELLED for biosafety reasons given positive monkeypox test results. Please contact the microbiologist-on-call with any questions.”

For tests set up late due to initial deferral:

“Testing was delayed until monkeypox was ruled out which may reduce the sensitivity of this test. Please take this into consideration when interpreting this result. Please contact the microbiologist-on-call with any questions.”

Resulting from PHOL Report

1. Negative Result – Result in the **VSEND** test comment :
 - 1.1. Press “**F8**” to open Test Comment Window
 - 1.2. Select **Y >MOP** from VSEC-1 of 1 window
 - 1.3. Select **1 }-MOP**
 - 1.4. **Finalize** the report

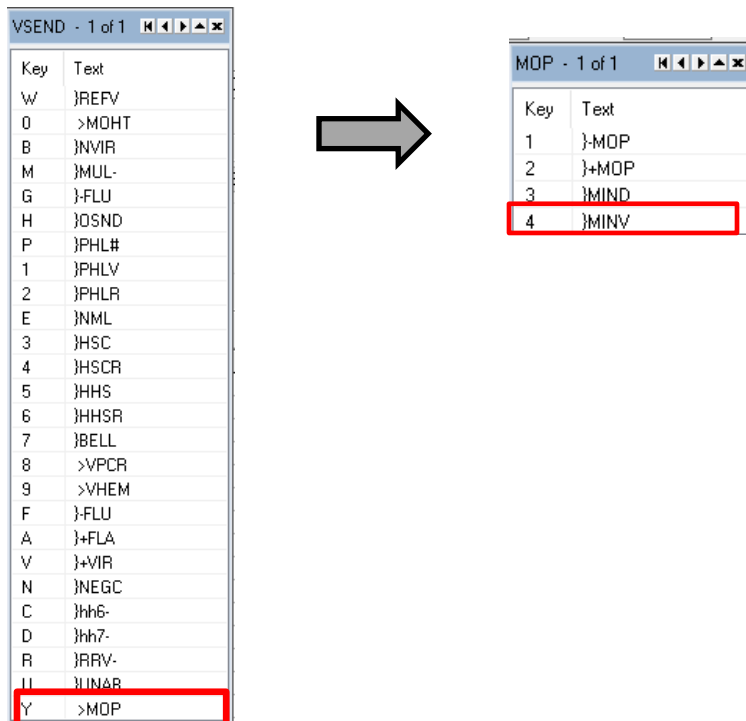
Key	Text
W	}REFV
0	>MOHT
B	}NVIR
M	}MUL-
G	}FLU
H	}OSND
P	}PHL#
1	}PHLV
2	}PHLR
E	}NML
3	}HSC
4	}HSCR
5	}HHS
6	}HHSR
7	}BELL
8	>VPCR
9	>VHEM
F	}FLU
A	}+FLA
V	}+VIR
N	}NEGC
C	}hh6-
D	}hh7-
R	}RRV-
U	}UNAB
Y	>MOP



Key	Text
1	}-MOP
2	}+MOP
3	}MIND
4	}MINV

2. **Invalid Result** – Result in the VSEND test comment :

- 2.1. Press “**F8**” to open Test Comment Window
- 2.2. Select **Y >MOP** from VSEC-1 of 1 window
- 2.3. Select **4 }MINV**
- 2.4. **Finalize** the report

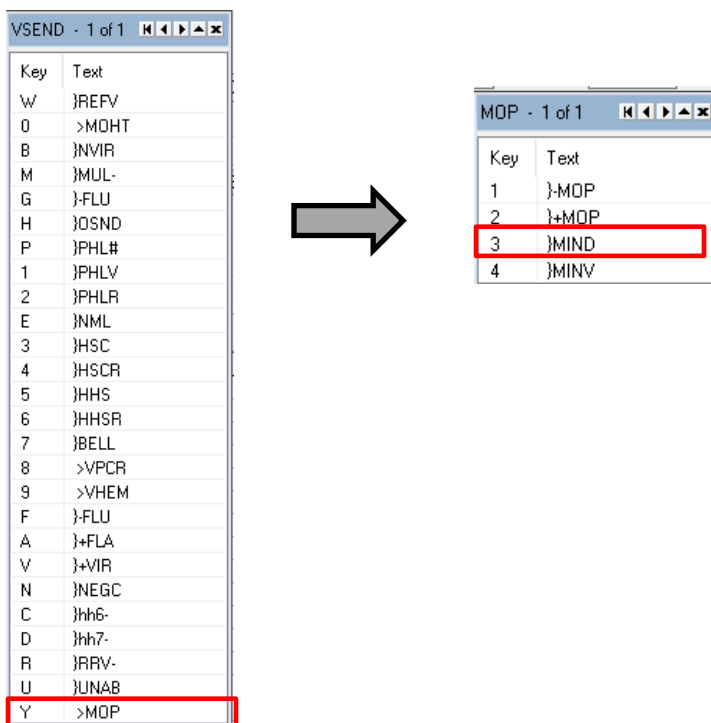



3. **Positive Result** -Result in the Isolate window.

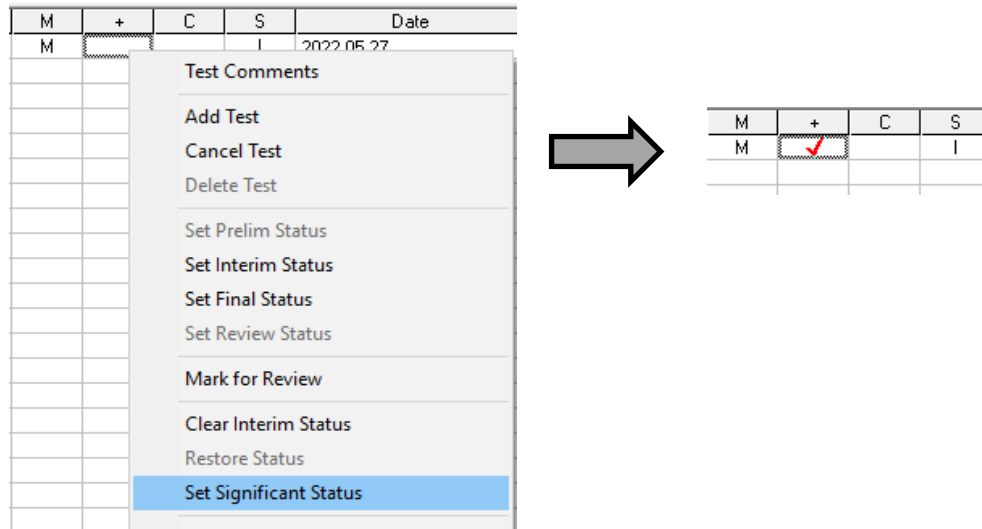
- 3.1. Add isolate **75monkp**
- 3.2. Press “**F8**” to open Isolate Comment Window
- 3.3. Isolate comment \Ddna automatically appends
- 3.4. Below this comment add **\Mpx+**
- 3.5. Type in appropriate results as well as PHOL#
- 3.6. **Interim** the report

4. Indeterminate Result -Result in VSEND test comment.

- 4.1.Press “F8” to open Test Comment Window
- 4.2.Select **Y >MOP** from VSEC-1 of 1 window
- 4.3.Select **3 }MIND**
- 4.4.**Interim** the report
- 4.5. **Ensure** to set significant status with Red check mark in LIS by right clicking mouse



 Department of Microbiology Quality Manual	Policy # MI_SM_MKP	Page 10 of 13
	Version: 1.9 CURRENT	
Section: Bacteriology Procedures	Subject Title: Monkeypox Procedure	



Result Communication

1. Communicate any verbal results (positive/negative/invalid/indeterminate) according to the isolate notification table in the internal manual
2. Result in LIS only when hard copies are received from PHOL.
3. Remove RG3 “MPX-1” alert in the LIS if **ALL** monkeypox results are NEGATIVE; verbal reports are sufficient to remove the RG3 alert. Do not remove alert if there are monkeypox results still pending.
4. All results will be notified to the Medical Officer of Health by Public Health Ontario.



Troubleshooting

1. Follow up any monkeypox orders that have not been reported after 48 hours of receipt in PHOL.
 - 1.1. Call PHOL customer service if no monkeypox report available in MSH Microbiology Lab
 - 1.2. If PHOL customer service does not have the results, make sure to ask them to investigate the delay with the PHOL lab technologist.

UNIVERSITY HEALTH NETWORK/MOUNT SINAI HOSPITAL, DEPARTMENT OF MICROBIOLOGY

*NOTE: This document is **Uncontrolled When Printed**.
Any documents appearing in paper form that do not state "CONTROLLED COPY" in red print are not controlled and should be checked against the document (titled as above) on the server prior to use.*



Management System\UHN_Mount Sinai Hospital Microbiology\Standard Operating Procedures\Bacteriology Procedures\

  Department of Microbiology Quality Manual	Policy # MI_SM_MKP	Page 11 of 13
	Version: 1.9 CURRENT	
Section: Bacteriology Procedures	Subject Title: Monkeypox Procedure	

2. Page microbiologist-on-call through locating for any other situation not included in this procedure

Reference

1. PHOL: <https://www.publichealthontario.ca/en/Laboratory-Services/Test-Information-Index/Monkeypox-Virus>
2. NML: <https://cnphi.canada.ca/gts/reference-diagnostic-test/5030?labId=1021>
3. CDC: <https://www.cdc.gov/poxvirus/monkeypox/lab-personnel/lab-procedures.html>
4. Rimoin et al. PNAS 2010: <https://www.pnas.org/doi/pdf/10.1073/pnas.1005769107>

  Department of Microbiology Quality Manual	Policy # MI_SM_MKP	Page 12 of 13
	Version: 1.9 CURRENT	
Section: Bacteriology Procedures	Subject Title: Monkeypox Procedure	

Record of Edited Revisions

Manual Section Name: Standard Operation Procedure Template

Page Number / Item	Date of Revision	Signature of Approval
New	May 27, 2022	Dr T Mazzulli



Full document review included in all updates. Bi-annual review conducted when no revision had been made within 2 years.

Page Number / Item	Date of Revision	Edited by:
Added in-house testing platform Ensure to set significant status for positive result	June 01, 2022	Qin Liu
Updated Transport Canada requirement TU0886 Updated PHOL process Updated BSC information, ensure to use BSC with PPE (no need for 2.5) Updated disposal information, follow routine RG3/4 procedure and send for incineration (no need to autoclave inhouse) Removed responsibility of microbiologist to notify ID	June 8, 2022	Wayne Chiu
Update Resulting from PHOL report Update result communication: Only result in LIS when hard copies received from PHOL Add the updated result from NML report Add the trouble shooting for any orders with no results after 48 hours receipt in PHOL	June 10, 2022	Qin Liu
Added monkeypox test codes Deleted the actual resulting words	June 17, 2022	Qin Liu
Multiple updates re microbiologist approval, transport, pneumatic tube ok, sendout frequency	June 23, 2022	Wayne Chiu
Specified need to package monkeypox in separate CAT B shipping box	June 28, 2022	Wayne Chiu
Removed NML test/report sections	June 30, 2022	Wayne Chiu
Updated positive report resulting and isolate code	July 5, 2022	Wayne Chiu

UNIVERSITY HEALTH NETWORK/MOUNT SINAI HOSPITAL, DEPARTMENT OF MICROBIOLOGY

*NOTE: This document is **Uncontrolled When Printed**.
Any documents appearing in paper form that do not state "CONTROLLED COPY" in red print are not controlled and should be checked against the document (titled as above) on the server prior to use.*

Management System\UHN_Mount Sinai Hospital Microbiology\Standard Operating Procedures\Bacteriology Procedures\

  Department of Microbiology Quality Manual	Policy # MI_SM_MKP	Page 13 of 13
	Version: 1.9 CURRENT	
Section: Bacteriology Procedures	Subject Title: Monkeypox Procedure	

UNIVERSITY HEALTH NETWORK/MOUNT SINAI HOSPITAL, DEPARTMENT OF MICROBIOLOGY

*NOTE: This document is **Uncontrolled When Printed**.
Any documents appearing in paper form that do not state "CONTROLLED COPY" in red print are not controlled and should be checked against the document (titled as above) on the server prior to use.*

Management System\UHN_Mount Sinai Hospital Microbiology\Standard Operating Procedures\Bacteriology Procedures\