

Registering for a Workshop using SinaiHealthLEARNS (formerly LMS)



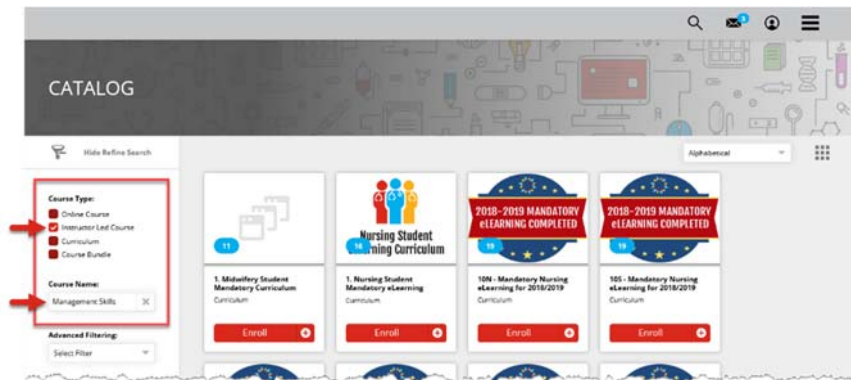
To register for workshops through SinaiHealthLEARNS, follow the steps below.

Step 1: Login to SinaiHealthLEARNS

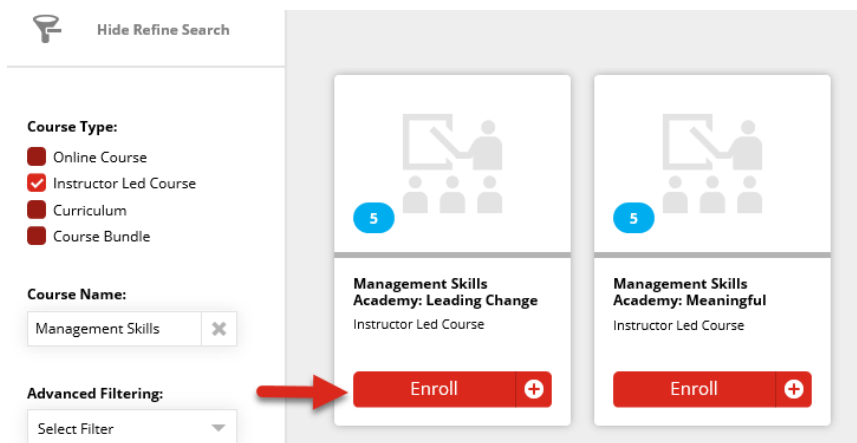
Step 2: Click **Find a Course** from the main dashboard to search for the workshop you want to attend.



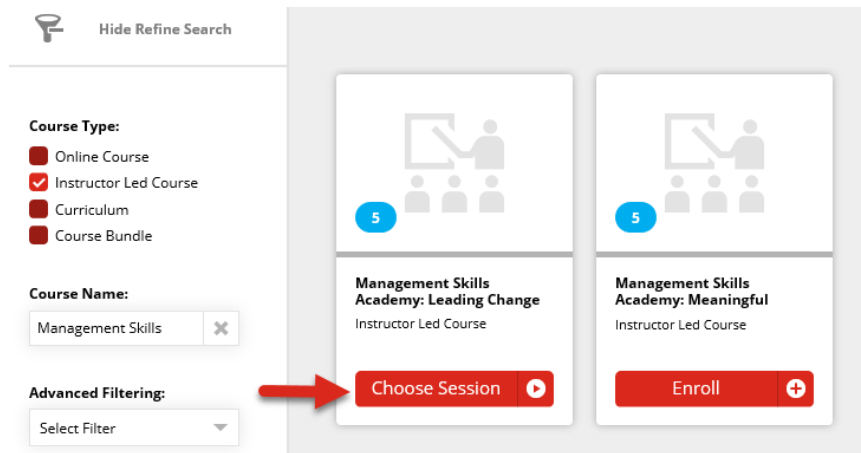
Step 3: In the Refine Search area on the left, check the **Instructor Led Course** check box, **Type** the name of the workshop in the **Course Name** text box, then press **Enter** on the keyboard or click the grey search arrow.



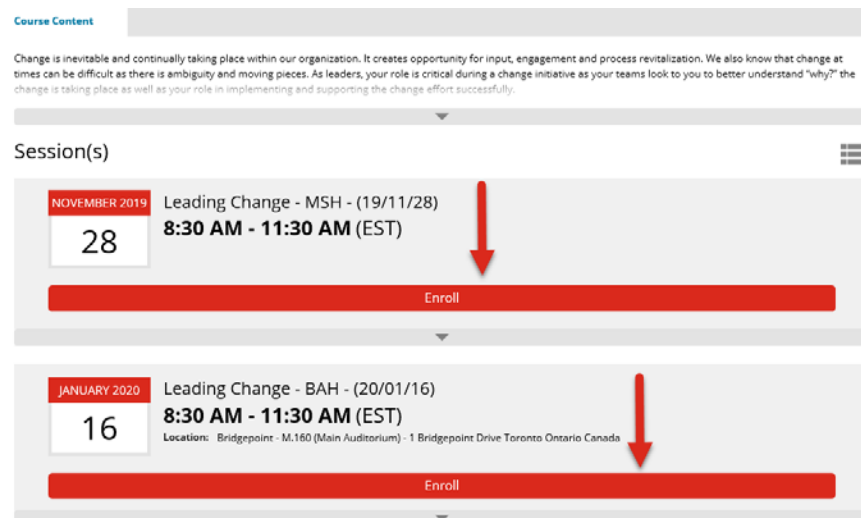
Step 4: The search results will appear. Find the course you want, then click **ENROLL**:



Step 5: Click **Choose Session** to show available sessions:



Step 6: Click **ENROLL** on the date you want to attend:



Step 7: You can add this session to your calendar by clicking the **Add to Calendar** button, and note that you can **Change Session** or **Cancel Session** as well.

My Session

