

New Citrix Interface End User Guide

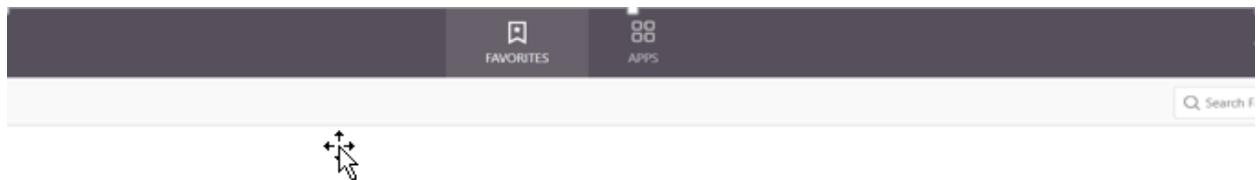
Introduction

An enhanced Citrix interface is now available that allows for a more user friendly experience with easier navigation to the applications you use.


The New Interface

The new Citrix Interface provides an easier navigation to the applications you use.


Once you log in to Citrix your landing page is the **FAVORITES** tab and will be empty on your first login.



Click on the **APPS** tab and you will see **Categories**, a similar view to the one you are used to seeing on the older Citrix interface.




By clicking on the **APS All** tab you will see a list of all the applications available to you via Citrix.

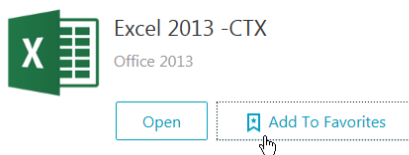


To add your most used applications to the **FAVORITES** tab for easy access in the future, follow the steps below:

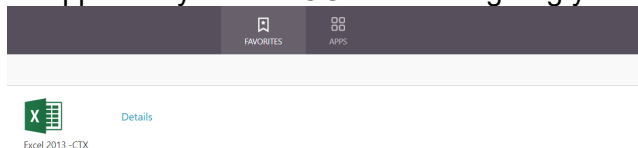
1. Click on Details beside the application you want to add to your **FAVORITES** tab



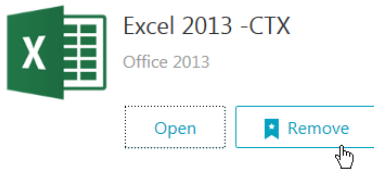
2. Click on Add to Favourites



It will now appear in your **FAVOURITES** tab giving you quick access for future logons.



You can also remove any Application from your FAVOURITES



Help Desk Support

If you have any questions or issues accessing or navigating the new Citrix Interface, please contact:

Mount Sinai Hospital: x 4357 or email helpdesk.msh@sinaihealth.ca

Bridgepoint Health: x 5000 or email helpdesk.bh@sinaihealth.ca